

Biomass Producers

**PMUE “Postavsky  
Furniture Center”**

Supply Base Report



# Version 1.3 January 2019

*For further information on the SBP Framework and to view the full set of documentation see  
<http://www.sbp-cert.org>*

## *Document history*

*Version 1.0: published 26 March 2015*

*Version 1.1 published 22 February 2016*

*Version 1.2 published 23 June 2016*

*Version 1.3 published 14 January 2019*

# Contents

<b>1</b>	<b>Overview.....</b>	<b>1</b>
<b>2</b>	<b>Description of the Supply Base.....</b>	<b>2</b>
2.1	General description.....	2
2.2	Actions taken to promote certification amongst feedstock supplier.....	4
2.3	Final harvest sampling programme.....	5
2.4	Flow diagram of feedstock inputs showing feedstock type [optional].....	5
2.5	Quantification of the Supply Base.....	5
<b>3</b>	<b>Requirement for a Supply Base Evaluation.....</b>	<b>7</b>
3.1	Scope.....	7
3.2	Justification.....	7
3.3	Results of Risk Assessment.....	7
3.4	Results of Supplier Verification Programme.....	7
3.5	Conclusion.....	7
<b>4</b>	<b>Supply Base Evaluation Process.....</b>	<b>8</b>
<b>5</b>	<b>Stakeholder Consultation.....</b>	<b>9</b>
5.1	Response to stakeholder comments.....	9
<b>6</b>	<b>Overview of Initial Assessment of Risk.....</b>	<b>10</b>
<b>7</b>	<b>Supplier Verification Programme.....</b>	<b>11</b>
7.1	Description of the Supplier Verification Programme.....	11
7.2	Site visits.....	11
7.3	Conclusions from the Supplier Verification Programme.....	11
<b>8</b>	<b>Mitigation Measures.....</b>	<b>12</b>
8.1	Mitigation measures.....	12
8.2	Monitoring and outcomes.....	12
<b>9</b>	<b>Detailed Findings for Indicators.....</b>	<b>13</b>
<b>10</b>	<b>Review of Report.....</b>	<b>14</b>

10.1	Peer review.....	14
10.2	Public or additional reviews.....	14
<b>11</b>	<b>Approval of Report.....</b>	<b>15</b>
<b>12</b>	<b>Updates.....</b>	<b>16</b>
12.1	Significant changes in the Supply Base.....	16
12.2	Effectiveness of previous mitigation measures.....	16
12.3	New risk ratings and mitigation measures.....	16
12.4	Actual figures for feedstock over the previous 12 months.....	16
12.5	Projected figures for feedstock over the next 12 months.....	16

## Focusing on sustainable sourcing solutions

# 1 Overview

Producer name:	PMUE "Postavsky Furniture Center", production site POSTAVY
Producer location:	Ozernaya, 28, Postavy, 211871, Belarus
Geographic position:	55°7'9"N, 26°48'18"E
Primary contact:	Artemy Grebennikov ( <i>Technic-technologist</i> ), Ozernaya, 28, Postavy, 211871, Belarus, telephone: +375 29 895 27 03, email: grebearty@gmail.com
Company website:	www.pmc.by
Date report finalised:	17.10.2019
Close of last CB audit:	21.10.2019
Name of CB:	NEPCon UAB
Translation into Russian:	Yes
SBP Standard(s) used:	Standard 2 version 1.0; Standard 4, version 1.0; Standard 5 version 1.0
Weblink to Standard(s) used:	<a href="https://sbp-cert.org/documents/standards-documents/standards">https://sbp-cert.org/documents/standards-documents/standards</a>
SBP Endorsed Regional Risk Assessment:	not applicable
Weblink to SBE on Company website:	not applicable

Indicate how the current evaluation fits within the cycle of Supply Base Evaluations				
Main (Initial) Evaluation	First Surveillance	Second Surveillance	Third Surveillance	Fourth Surveillance
<input type="checkbox"/>	<input checked="" type="checkbox"/>	<input type="checkbox"/>	<input type="checkbox"/>	<input type="checkbox"/>

## 2 Description of the Supply Base

### 2.1 General description

PMUE “Postavsky Furniture Center”’s feedstock originating from Belarus and consist of

<i>SBP product group</i>	<i>Primary feedstock</i>	<i>Secondary feedstock</i>	<i>Pre-consumer tertiary feedstock</i>	<i>Post-consumer tertiary feedstock</i>	<i>Number of suppliers</i>	<i>Tree species composition</i>	
<i>SBP-compliant feedstock in the total supply (for pellet production): FSC100%</i>	-	100%	-	-	11	Picea abies Pinus sylvestris Betula pendula Quercus robur Fraxinus excelsior Alnus glutinosa	
<i>SBP-compliant feedstock in the total supply (for pellet production): FSC-controlled</i>	-	-	-	-	-	-	
<i>% of non-SBP feedstock in the total supply</i>	-	-	-	-	-	-	
<i>Total supply in 2019</i>	100%						

*SBP product group*

### Belorussia Forest resources

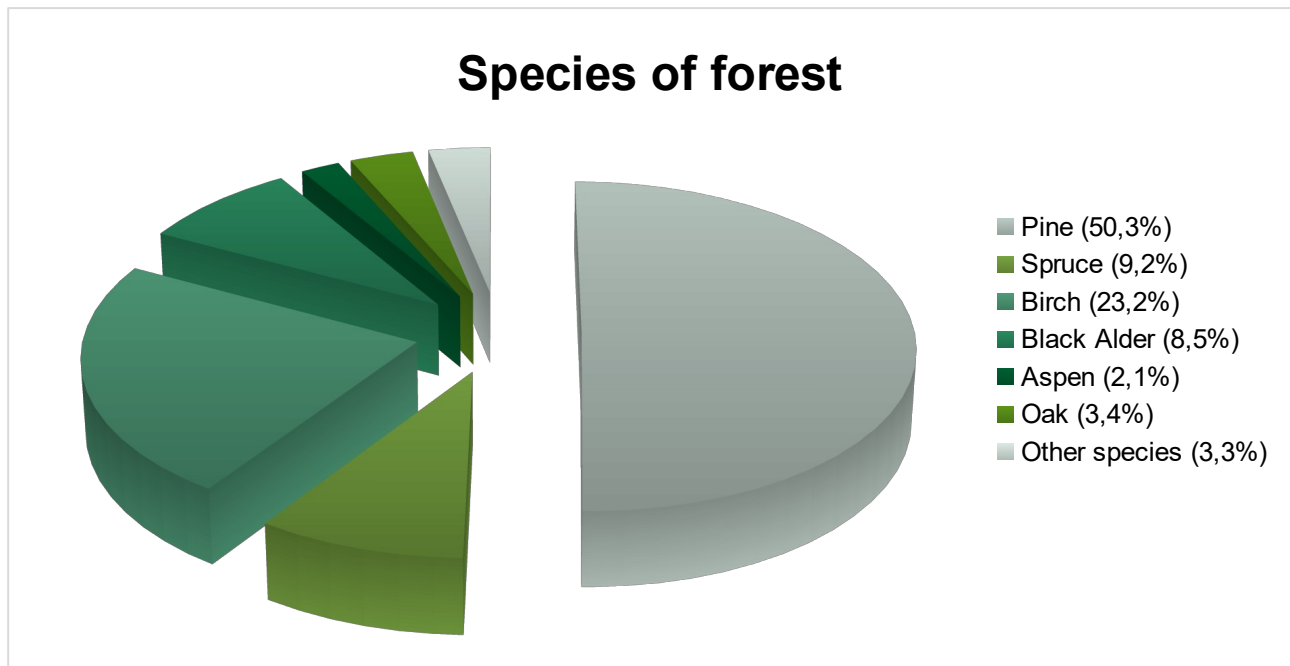
## Focusing on sustainable sourcing solutions

Indicator name	Unit of measurement	Indicator as of			
		1994 year	2001 year	2010 year	2018 year
1. Total area of the forest fund lands	thousand .Ha	8676,1	9247,5	9416,6	9582,0
1.1. Forest lands	thousand .Ha	7775,9	8275,7	8598,2	8724,1
	%	89,6	89,4	91,3	91,0
1.2. Forest covered land - total	thousand .Ha	7371,7	7850,6	8002,4	8260,9
	%	85	85,0	85,0	86,2
ripe and overripe	thousand .Ha	350,1	623	804,4	1215,4
	%	4,7	7,9	10,1	14,7
2. Woodiness	%	35,5	37,8	38,5	39,8
3. Total stock of plantations - total	million. m3	1093,2	1339,9	1566,1	1796,0
4. Total Average Change in Stock	million. m3	24,9	28,2	30,2	32,7
5. Average stock of plantations	m3/Ha	148	171	196	217
5.1. Ripe and overripe	m3/Ha	213	220	244	267
6. Average age	years	44	48	52	56

Source: <http://www.mlh.by>

### Distribution of forests by the dominant species:

## Focusing on sustainable sourcing solutions



Source: <http://www.mlh.by>

### Timber production by types of cuts, by volume produced:

The main type of forest harvesting is thinning. Also there is used less popular type final cuts and other types of cuts.

Source: <http://www.mlh.by>

### The field of forestry

Management of the state-owned forests is performed by different types of state organizations.

### Biological diversity

Belarus has been a signatory of the CITES Convention since 1995. CITES requirements are respected in forest management, although there are no species included in the CITES lists in Belarus.

Forest regeneration is carried out annually over an area of 32,000 ha, including 81% of the forest planting and seeding and 19% by natural regeneration.

Source: <http://belstat.gov.by>

There are 2 strictly protected National reserves and 4 National parks present in Belarus at the moment. Area of National reserves accounts 2,98 milj ha and area of National parks is 3,98 milj ha.



## Focusing on sustainable sourcing solutions

### Forest and community

In 2018 in all kinds of felling there were harvested 19,58 million m<sup>3</sup> marketable timber.

Forest products and export services totaling more than \$ 140 million. USA. USD, accounting for 94% by 2017. In comparable conditions (excluding the sale of timber for export in previous years) due to the development of its own woodworking capacities, export growth was 174%.

In 2017, out of total exports, round timber was sold in value terms - 45%, sawn timber sales - 37%, peeled, cylindrical products - 4% and other products - 14%.

Considering that in 2018, the export of round timber was not carried out, organizations had to export the volumes of wood processing products, which in terms of value showed: sawn products - 56% of total sales for export, cylindrical products - 6% and other products - 36%.

Timber exports in 2018 are expressed in percent by CIS countries: Lithuania - 25%, Latvia - 28%, Germany - 24%, Poland - 15.2%, Belgium - 5.4%, the Netherlands - 3.0%, Romania - 2.0%, Azerbaijan - 1.5%, Sweden - 1.4%, Russia - 1.1%, and others - 1.2%.

### Certification

In accordance with the requirements of the of the Forest council of trustees (FSC) scheme, as of January 1, 2019, 96 forest enterprises or 8,3 million hectares of forest fund (98,5% of all forest fund of the Ministry of Forestry) were certified.

According to PEFC scheme, systems of forest management and forest exploitation of 93 forest enterprises of the Ministry of Forestry are certified on an area of 8.0 million hectares of forest fund (95,0% of all forest fund of the Ministry of Forestry).

Both the FSC and PEFC systems have found their way into Belarus.

## 2.2 Actions taken to promote certification amongst feedstock supplier

Our company have SBP certificate. But we have expanded, and now we have two pellet factories.

According to first factory: during first reporting period, the share of certified feedstock was approx. 14% and this figure was increased during second reporting period up to 84,33%. At 2017 year we had increased level of certified feedstock until 89.81%. In 2018 we have refused from non-certified feedstock fully.

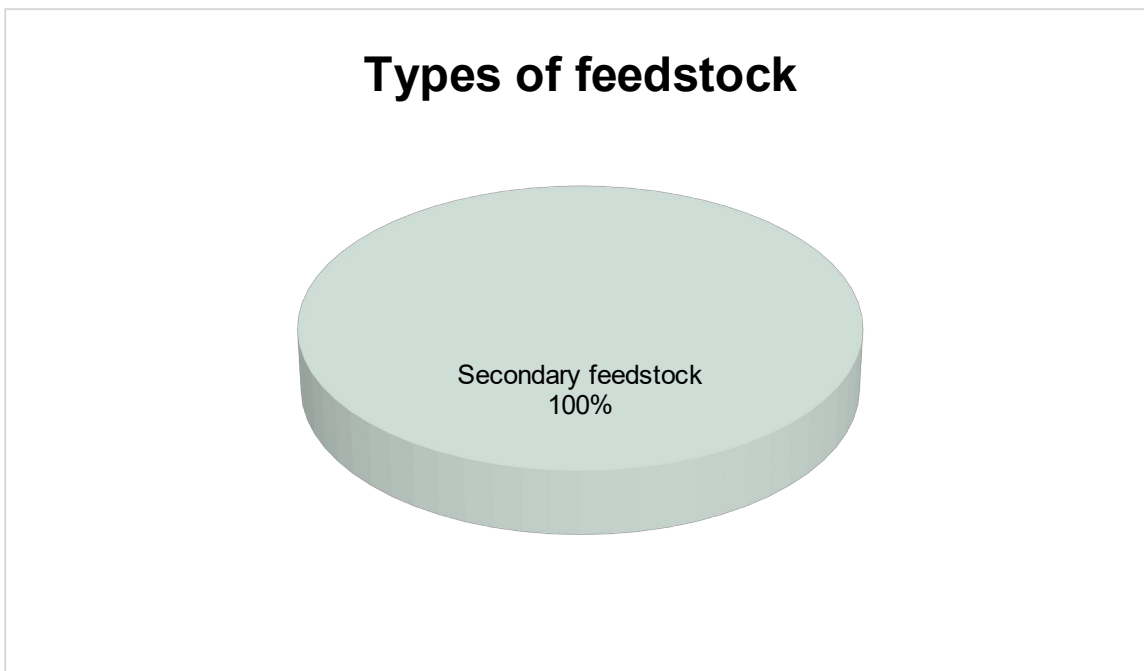
The company's policy is to give a preference to certified suppliers and fully refuse to non-certified suppliers. Supply base is almost always certified among the whole Republic of Belarus. Feedstock (sawdust) consists of sawmill residues from main production of suppliers. Therefore, uncertified and new suppliers are invited to certify their chain of custody and get benefit from utilising their residues.

## Focusing on sustainable sourcing solutions

### 2.3 Final harvest sampling programme

Not applicable

### 2.4 Flow diagram of feedstock inputs showing feedstock type



## Focusing on sustainable sourcing solutions

### 2.5 Quantification of the Supply Base

#### Supply Base

- |                                     |   |
|-------------------------------------|---|
| a. Total Supply Base area (ha)      | 9,58 mil. ha: Cumulative area of all forest types within SB                           |
| b. Tenure by type (ha):             | 9,58 mil. ha Governmental   |
| c. Forest by type (temperate):      | 9,58 mil. ha Temperate  |
| d. Forest by management type (ha):  | 9,58 mil. ha Managed Natural  |
| e. Certified forest by scheme (ha): | 8,3 mil. ha FSC or 8,0 mil. ha PEFC certified forest of total area of the forest fund |

#### Feedstock

- f. Total volume of Feedstock: 48 094.4 tonnes
- g. Volume of primary feedstock: 0 tonnes
- h. List percentage of primary feedstock (g), by the following categories. Subdivide by SBP-approved Forest Management Schemes:
  - Certified to an SBP-approved Forest Management Scheme – Not applicable
  - Not certified to an SBP-approved Forest Management Scheme – Not applicable
- i. List all species in primary feedstock: Not applicable
- j. Volume of primary feedstock from primary forest - Not applicable
- k. List percentage of primary feedstock from primary forest (j), by the following categories. Subdivide by SBP-approved Forest Management Schemes:
  - Primary feedstock from primary forest certified to an SBP-approved Forest Management Scheme:  
Not applicable
  - Primary feedstock from primary forest not certified to an SBP-approved Forest Management Scheme:  
Not applicable
- l. Volume of secondary feedstock: 48 094.4 tonnes. Delivered sawdust – 30 027.3 tonnes; Sawmills (wet sawdust) residues – 3 187.4 tonnes; woodchips – 14 879.7 tonnes.
- m. Volume of tertiary feedstock: Not applicable

### 3 Requirement for a Supply Base Evaluation

SBE completed	SBE not completed
<input type="checkbox"/>	<input checked="" type="checkbox"/>

SBE was not conducted because all feedstock used in production is FSC certified, all feedstock used for heating is a part of laver feedstock (derived from the certified sources).

Focusing on sustainable sourcing solutions

## 4 Supply Base Evaluation

### 4.1 Scope

*Not applicable*

### 4.2 Justification

*Not applicable*

### 4.3 Results of Risk Assessment

*Not applicable*

### 4.4 Results of Supplier Verification Programme

*Not applicable*

### 4.5 Conclusion

*Not applicable*

Focusing on sustainable sourcing solutions

## 5 Supply Base Evaluation Process

*Not applicable*

Focusing on sustainable sourcing solutions

## 6 Stakeholder Consultation

*Not applicable*

### 6.1 Response to stakeholder comments

*Not applicable*

## 7 Overview of Initial Assessment of Risk

*Not applicable*

Table 1. Overview of results from the risk assessment of all Indicators (prior to SVP)

Indicator	Initial Risk Rating			Indicator	Initial Risk Rating		
	Specified	Low	Unspecified		Specified	Low	Unspecified
1.1.1				2.3.1			
1.1.2				2.3.2			
1.1.3				2.3.3			
1.2.1				2.4.1			
1.3.1				2.4.2			
1.4.1				2.4.3			
1.5.1				2.5.1			
1.6.1				2.5.2			
2.1.1				2.6.1			
2.1.2				2.7.1			
2.1.3				2.7.2			
2.2.1				2.7.3			
2.2.2				2.7.4			
2.2.3				2.7.5			
2.2.4				2.8.1			
2.2.5				2.9.1			
2.2.6				2.9.2			



Focusing on sustainable sourcing solutions

2.2.7			
2.2.8			
2.2.9			

2.10.1			
--------	--	--	--

## 8 Supplier Verification Programme

### 8.1 Description of the Supplier Verification Programme

*Not applicable*

### 8.2 Site visits

*Not applicable*

### 8.3 Conclusions from the Supplier Verification Programme

*Not applicable*

Focusing on sustainable sourcing solutions

## 9 Mitigation Measures

### 9.1 Mitigation measures

*Not applicable*

### 9.2 Monitoring and outcomes

*Not applicable*

Focusing on sustainable sourcing solutions

## 10 Detailed Findings for Indicators

*Not applicable*

Focusing on sustainable sourcing solutions

## 11 Review of Report




### 11.1 Peer review

*There wasn't any review.*

### 11.2 Public or additional reviews

*Not applicable.*

## 12 Approval of Report

Approval of Supply Base Report by senior management			
Report Prepared by:	<p><b>Artemy Grebennikov</b></p> 	<p><b>Technik-technologist</b></p>	<p><b>17.10.2019</b></p>
	Name		
<p>The undersigned persons confirm that I/we are members of the organisation's senior management and do hereby affirm that the contents of this evaluation report were duly acknowledged by senior management as being accurate prior to approval and finalisation of the report.</p>			
Report approved by:	<p><b>Anatoly Babichev</b></p>  	<p><b>Executive director</b></p>	<p><b>17.10.2019</b></p>
	Name		

## 13 Updates

### 13.1 Significant changes in the Supply Base

*There is no significant changes in the supply base.*

### 13.2 Effectiveness of previous mitigation measures

*Not applicable*

### 13.3 New risk ratings and mitigation measures

*Not applicable*

### 13.4 Actual figures for feedstock over the previous 12 months

48 094.4 tonnes in 2019 year

### 13.5 Projected figures for feedstock over the next 12 months

- n. Total volume of Feedstock: 50 000 tonnes
- o. Volume of primary feedstock: 0 tonnes
- p. List percentage of primary feedstock (g), by the following categories. Subdivide by SBP-approved Forest Management Schemes:
  - Certified to an SBP-approved Forest Management Scheme – Not applicable
  - Not certified to an SBP-approved Forest Management Scheme – Not applicable
- q. List all species in primary feedstock: Not applicable
- r. Volume of primary feedstock from primary forest - Not applicable
- s. List percentage of primary feedstock from primary forest (j), by the following categories. Subdivide by SBP-approved Forest Management Schemes:
  - Primary feedstock from primary forest certified to an SBP-approved Forest Management Scheme:  
Not applicable
  - Primary feedstock from primary forest not certified to an SBP-approved Forest Management Scheme:  
Not applicable
- t. Volume of secondary feedstock: 50 000 tonnes
- u. Volume of tertiary feedstock: Not applicable