

Biomass Producers

UE POSTAVSKIY MEBELJNIJ CENTR

Supply Base Report



Version 1.2 February 2017

For further information on the SBP Framework and to view the full set of documentation see www.sustainablebiomasspartnership.org

Document history

Version 1.0: published 26 March 2015

Version 1.1 published 22 February 2016

Version 1.2 published 24 February 2017

© Copyright The Sustainable Biomass Partnership Limited 2016

Contents

1	Overview	1
2	Description of the Supply Base	2
2.1	General description	2
2.2	Actions taken to promote certification amongst feedstock supplier	5
2.3	Final harvest sampling programme	5
2.4	Flow diagram of feedstock inputs showing feedstock type [optional]	5
2.5	Quantification of the Supply Base	6
3	Requirement for a Supply Base Evaluation	8
3.1	Scope	Error! Bookmark not defined.
3.2	Justification.....	8
3.3	Results of Risk Assessment.....	8
3.4	Results of Supplier Verification Programme	8
3.5	Conclusion.....	8
4	Supply Base Evaluation Process	9
5	Stakeholder Consultation	10
5.1	Response to stakeholder comments	10
6	Overview of Initial Assessment of Risk	10
7	Supplier Verification Programme	12
7.1	Description of the Supplier Verification Programme	12
7.2	Site visits	12
7.3	Conclusions from the Supplier Verification Programme.....	12
8	Mitigation Measures	12
8.1	Mitigation measures	13
8.2	Monitoring and outcomes	13
9	Detailed Findings for Indicators	13
10	Review of Report	15
10.1	Peer review.....	15
10.2	Public or additional reviews.....	15
11	Approval of Report	16
12	Updates	17

12.1	Significant changes in the Supply Base	17
12.2	Effectiveness of previous mitigation measures	17
12.3	New risk ratings and mitigation measures.....	17
12.4	Actual figures for feedstock over the previous 12 months	17
12.5	Projected figures for feedstock over the next 12 months.....	17

1 Overview

Producer name: POSTAVSKIJ MEBELNIJ CENTR, production site POSTAVY
Producer location: Ozernaya, 28, Postavy, 211871, Belarus
Geographic position: 55°7'9"N, 26°48'18"E
Primary contact: Artemy Grebennikov (*Technic-technologist*), Ozernaya, 28, Postavy, 211871, Belarus, telephone: +375 29 895 27 03, email: grebearty@gmail.com
Company website: www.pmc.by
Date report finalised: 26.03.2017
Close of last CB audit: 28.03.2017
Name of CB: NEPCon UAB
Translations from English: Yes
SBP Standard(s) used: Standard 2 version 1.1; Standard 4, version 1.1; Standard 5 version 1.1
Weblink to Standard(s) used: <https://sbp-cert.org/documents/standards-documents/standards>
SBP Endorsed Regional Risk Assessment: not applicable
Weblink to SBE on Company website: not applicable

Indicate how the current evaluation fits within the cycle of Supply Base Evaluations				
Main (Initial) Evaluation	First Surveillance	Second Surveillance	Third Surveillance	Fourth Surveillance
<input type="checkbox"/>	x	<input type="checkbox"/>	<input type="checkbox"/>	<input type="checkbox"/>

2 Description of the Supply Base

2.1 General description

POSTAVSKIJ MEBELIJ CENTR's feedstock originating from Belarus and consist of

SBP product group

<i>SBP product group</i>	<i>Primary feedstock</i>	<i>Secondary feedstock</i>	<i>Pre-consumer tertiary feedstock</i>	<i>Post-consumer tertiary feedstock</i>	<i>Number of suppliers</i>	<i>Tree species composition</i>
<i>SBP-compliant feedstock in the total supply (for pellet production)</i>	-	54,82%	29,51%	-	13	Picea abies Pinus sylvestris Betula pendula Quercus robus Fraxinus excelsior Alnus glutinosa
<i>Controlled feedstock in the total supply (for pellet production)</i>	-	7,94%	7,73%	-	10	Picea abies Pinus sylvestris Betula pendula Quercus robus Fraxinus excelsior Alnus glutinosa
<i>% of non-SBP feedstock in the total supply</i>	-	-	-	-	-	-
<i>Total supply in 2016</i>	100%					

Belorussia Forest resources

Forests of Belarus cover area of 9,5 mil. hectares. According to the data of the State Forest Ministry Woodness amounts to 39,3 %

Country area 20760 (1000 Ha);

Agricultural area 8330 (1000 Ha);

Land area 20760 (1000 Ha);

Forest area 8662 (1000 Ha);

Forest industry input into IKP is 1,1%;

The area covered by forest is increasing. The expansion happens both naturally and by afforestation of infertile land unsuitable for agriculture.

Within the last decade, the timber production in Belarus has fluctuated aprox., 11 million cubic metres (<http://www.mlh.by>)

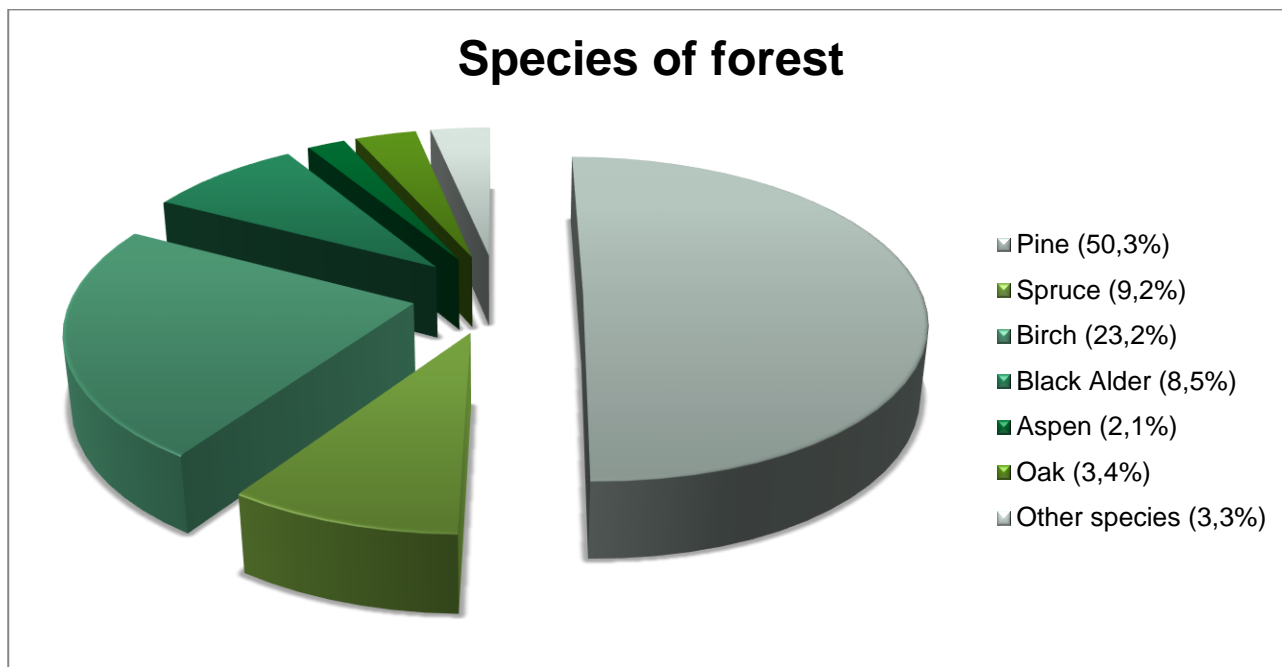
Forest land consists of:

Area (x1000 hectares)

Forest	8204
Other wooded land	468
Forest and other wooded land	8672
Other land	12088
Total land area	20760
Inland water bodies	5790
Total area of country	20760

Source: <http://www.mlh.by>

Distribution of forests by the dominant species:



Source: <http://www.mlh.by>

Timber production by types of cuts, by volume produced:

The main type of forest harvesting is thinning. Also there is used less popular type final cuts and other types of cuts.

Source: <http://www.mlh.by>

The field of forestry

Management of the state-owned forests is performed by different types of state organizations.

Biological diversity

Belarus has been a signatory of the CITES Convention since 1995. CITES requirements are respected in forest management, although there are no species included in the CITES lists in Belarus.

Forest regeneration is carried out annually over an area of 32,000 ha, including 81% of the forest planting and seeding and 19% by natural regeneration.

Source: <http://belstat.gov.by>

There are 2 strictly protected Nation reserves and 4 National parks present in Belarus at the moment. Area of National reserves accounts 2,98 milj ha and area of National parks is 3,98 milj ha.

Forest and community

In 2014 in all kinds of felling there were harvested 12,5 million m³ marketable timber.

Foreign trade surplus made USD 104 million. 1.9 million cubic meter round timber and 191.8 thousand cubic meter sawn timber were sold abroad.

Forest products and services were exported to 25 states, including 95,3% to the near abroad and 4,7% to the remote countries. Among the main forest export directions are Poland (47,9% of the total export volume in value terms), Germany (11,4%), Lithuania (10%), Latvia (8,62%), the Netherlands (3,3%), Belgium (3,46%), Sweden (3,25%).

Certification

All forest area is certified by PEFC certification scheme. 7,9mil. ha (93 forestry) are certified according to PEFC.

FSC 7,1 mil. ha (90 forestry) are certified according to FSC FM standards.

Both the FSC and PEFC systems have found their way into Belarus.

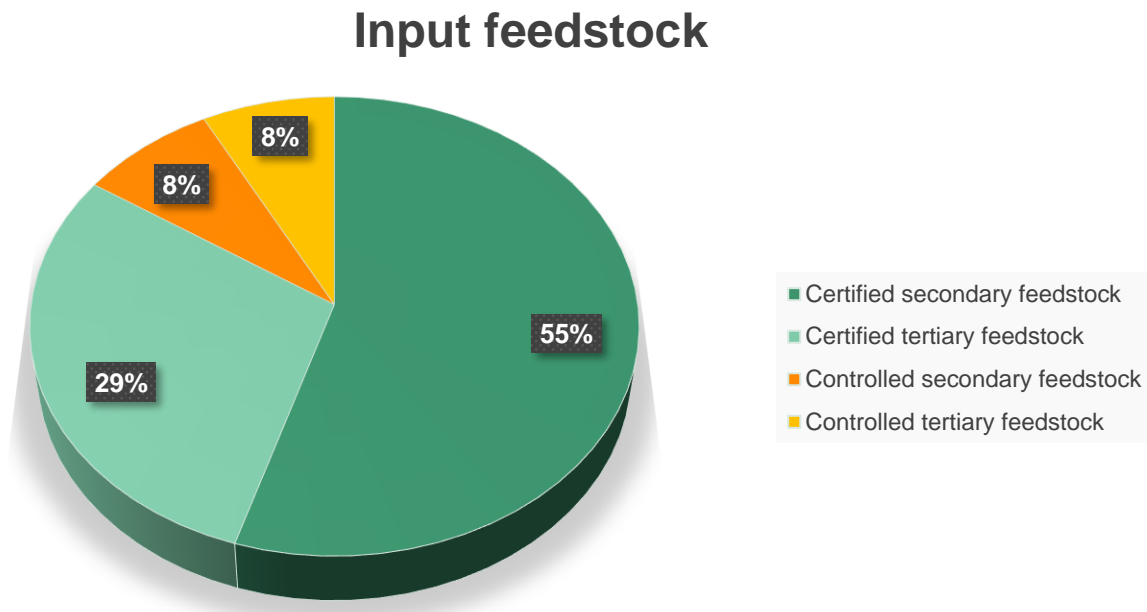
2.2 Actions taken to promote certification amongst feedstock supplier

During first reporting period, the share of certified feedstock was approx. 14% and this figure was increased during second reporting period up to 84,33%. The company policy is to give a preference to certified suppliers. Supply base is almost always certified among the whole Republic of Belarus. Feedstock (sawdust) consists of sawmill residues from main production of suppliers. Therefore, uncertified and new suppliers are invited to certify their chain of custody and get benefit from utilising their residues.

2.3 Final harvest sampling programme

Not applicable, because primary feedstock that is not used for production or heat generation.

2.4 Flow diagram of feedstock inputs showing feedstock type



2.5 Quantification of the Supply Base

Supply Base

- | | |
|-------------------------------------|--|
| a. Total Supply Base area (ha) | 8,7 mil. ha: Cumulative area of all forest types within SB |
| b. Tenure by type (ha): | 8,7 mil. ha Governmental |
| c. Forest by type (temperate): | 8,7 mil. ha Boreal |
| d. Forest by management type (ha): | 8,7 mil. ha Managed Natural |
| e. Certified forest by scheme (ha): | 7,1 mil. ha FSC and 7,9 mil. ha PEFC certified forest |

Feedstock

- f. Total volume of Feedstock: 32187,6 tonnes
- g. Volume of primary feedstock: 0 tonnes
- h. List percentage of primary feedstock (g), by the following categories. Subdivide by SBP-approved Forest Management Schemes:
 - Certified to an SBP-approved Forest Management Scheme – Not applicable
 - Not certified to an SBP-approved Forest Management Scheme – Not applicable
- i. List all species in primary feedstock: Not applicable.
- j. Volume of primary feedstock from primary forest - 0%
- k. List percentage of primary feedstock from primary forest (j), by the following categories. Subdivide by SBP-approved Forest Management Schemes:

Primary feedstock from primary forest certified to an SBP-approved Forest Management Scheme: Not applicable

Primary feedstock from primary forest not certified to an SBP-approved Forest Management Scheme: Not applicable

- l. Volume of secondary feedstock: 20200,7 tonnes. Sawmill residues: sawdust – for production, and wood chips made of slab wood – for heating.
- m. Volume of tertiary feedstock: 11986,8 tonnes

3 Requirement for a Supply Base Evaluation

SBE completed	SBE not completed
<input type="checkbox"/>	<input checked="" type="checkbox"/>

SBE was not conducted because all feedstock used in production is FSC certified or controlled, all feedstock used for heating is a part of laver feedstock (derived from the certified or controlled sources).

3.1 Justification

Not applicable

3.2 Results of Risk Assessment

Not applicable

3.3 Results of Supplier Verification Programme

Not applicable

3.4 Conclusion

Not applicable

4 Supply Base Evaluation Process

Not applicable

5 Stakeholder Consultation

Not applicable

5.1 Response to stakeholder comments

Not applicable

6 Overview of Initial Assessment of Risk

Not applicable

Table 1. Overview of results from the risk assessment of all Indicators (prior to SVP)

Indicator	Initial Risk Rating		
	Specified	Low	Unspecified
1.1.1			
1.1.2			
1.1.3			
1.2.1			
1.3.1			
1.4.1			
1.5.1			
1.6.1			
2.1.1			
2.1.2			
2.1.3			
2.2.1			
2.2.2			
2.2.3			
2.2.4			
2.2.5			
2.2.6			
2.2.7			
2.2.8			
2.2.9			

Indicator	Initial Risk Rating		
	Specified	Low	Unspecified
2.3.1			
2.3.2			
2.3.3			
2.4.1			
2.4.2			
2.4.3			
2.5.1			
2.5.2			
2.6.1			
2.7.1			
2.7.2			
2.7.3			
2.7.4			
2.7.5			
2.8.1			
2.9.1			
2.9.2			
2.10.1			

7 Supplier Verification Programme

7.1 Description of the Supplier Verification Programme

Not applicable

7.2 Site visits

Not applicable

7.3 Conclusions from the Supplier Verification Programme

Not applicable

8 Mitigation Measures

8.1 Mitigation measures

Not applicable

8.2 Monitoring and outcomes

Not applicable

9 Detailed Findings for Indicators

Not applicable

10 Review of Report

10.1 Peer review

The final version of the report was submitted to Andrey Cherenko – a specialist in Belarus forest sector.



Background of the specialist: Education - Belarus State Technological University, a forestry engineer. Work experience: GLHU Postavsky forestry enterprise, head of the economic department – 10 year, GLHU Postavsky forestry enterprise, economist and lead economist – 5 years.

The report was reviewed and returned with comments:

10.2 Public or additional reviews

The report is available at the UP PMC website www.pmc.by for public awareness and comments are accepted by the company from any interested parties. No comments were received so far.

11 Approval of Report

Approval of Supply Base Report by senior management			
Report Prepared by:	<p>Artemy Grebennikov</p> 	<p>Technik-technologist</p>	<p>24.03.2017</p>
	Name	Title	Date
<p>The undersigned persons confirm that I/we are members of the organisation’s senior management and do hereby affirm that the contents of this evaluation report were duly acknowledged by senior management as being accurate prior to approval and finalisation of the report.</p>			
Report approved by:	<p>Anatoly Babichev</p> 	<p>Executive director</p>	<p>24.03.2017</p>
	Name	Title	Date

12 Updates

12.1 Significant changes in the Supply Base

Not applicable

12.2 Effectiveness of previous mitigation measures

Not applicable

12.3 New risk ratings and mitigation measures

Not applicable

12.4 Actual figures for feedstock over the previous 12 months

32187,6 tonnes in year 2016

12.5 Projected figures for feedstock over the next 12 months

30000 tonnes in year 2017